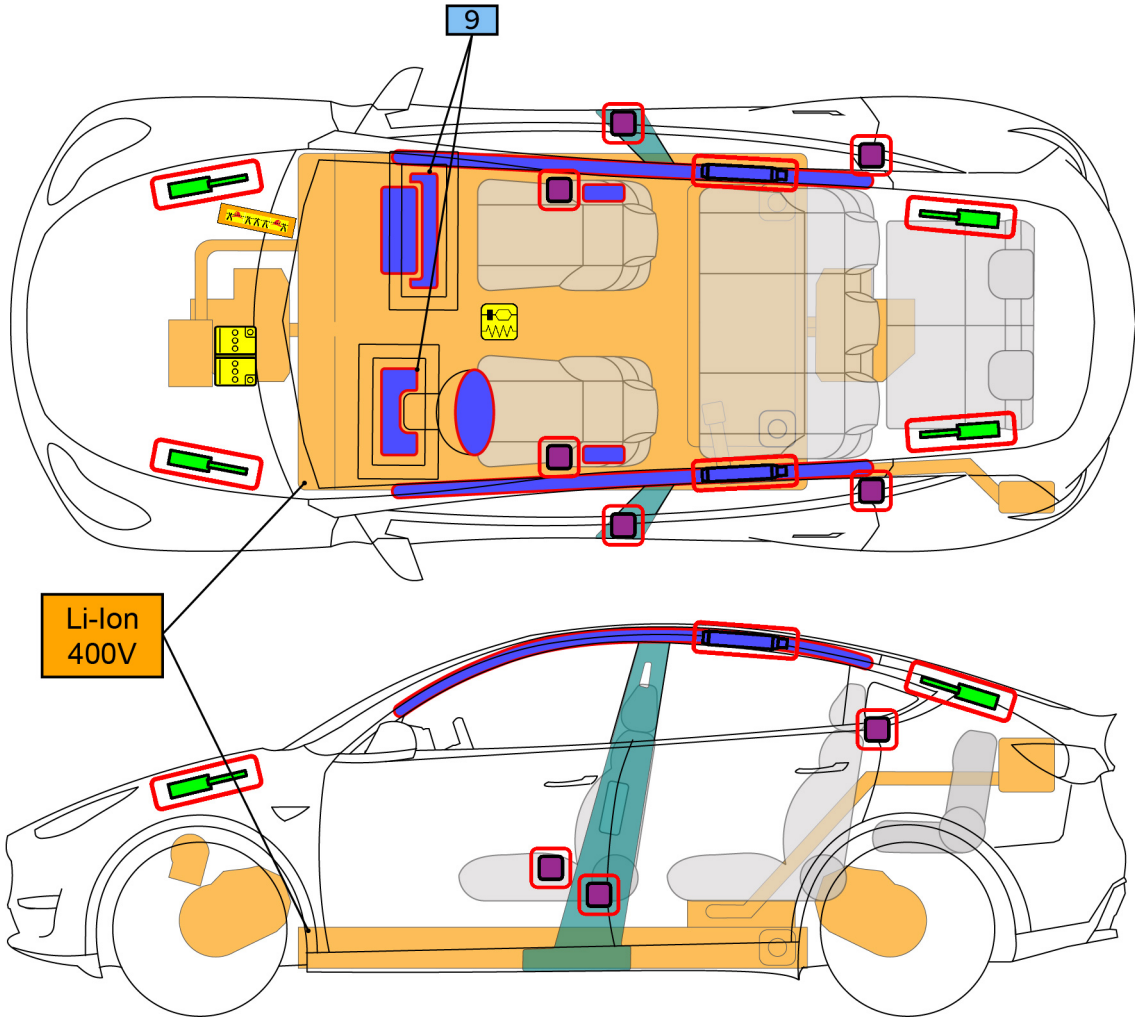




# TESLA MODEL Y

From 2020–Present



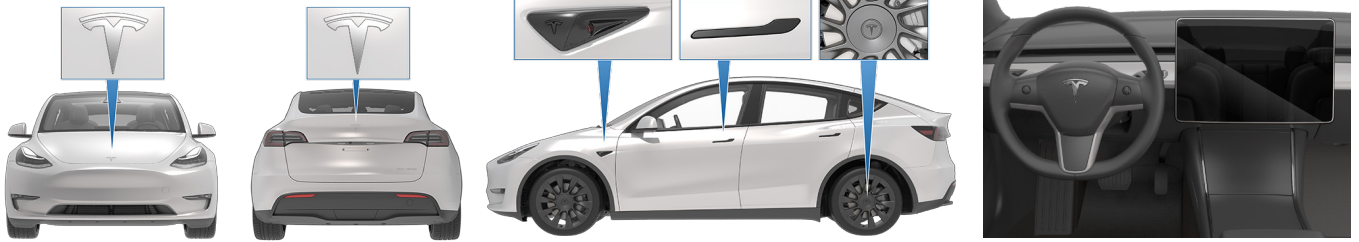
	Airbag		Stored gas inflator		Seatbelt pretensioner		SRS Control Unit		Pedestrian protection active system
	Automatic rollover protection system		Gas strut/pre-loaded spring		High strength zone		Zone requiring special attention		
	Battery low voltage		Ultra capacitor, low voltage		Fuel tank		Gas tank		Safety valve
	High voltage battery pack		High voltage power cable/component		High voltage disconnect		Fuse box disabling high voltage system		Ultra capacitor, high voltage

	Cable cut								
--	-----------	--	--	--	--	--	--	--	--

## 1. Identification/ Recognition



LACK OF ENGINE NOISE DOES NOT MEAN VEHICLE IS OFF. SILENT MOVEMENT OR INSTANT RESTART CAPABILITY EXISTS UNTIL VEHICLE IS FULLY SHUT DOWN. WEAR APPROPRIATE PPE.



NOTE: The Tesla emblem indicates a fully electric vehicle.

NOTE: The model name does not appear on the exterior of the vehicle.

## 2. Immobilization/ Stabilization/ Lifting

### IMMOBILIZATION

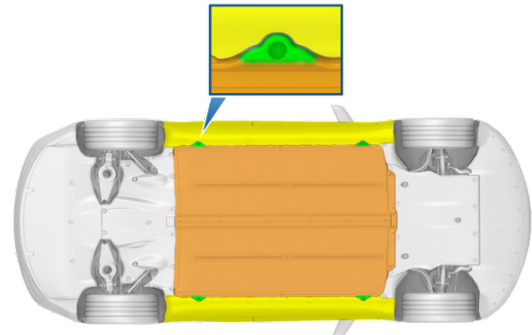
#### 1. CHOCK WHEELS



#### 2. PUT VEHICLE INTO PARK POSITION



### STABILIZATION/ LIFTING POINTS




	Appropriate lift areas
	Safe stabilization points for Model Y resting on its side
	High Voltage (HV) Battery

## 3. Disable Direct Hazards / Safety Regulations

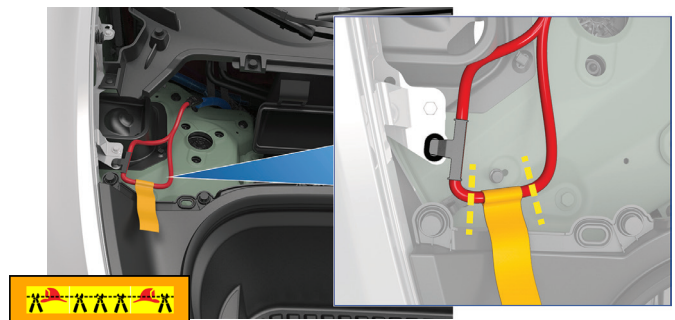
### ACCESS

1. Open the hood (see chapter 4).
2. Remove the access panel by pulling it upward to release the clips that hold it in place.



### MAIN DISABLE METHOD

First, double cut the first responder loop. Then, disable the 12V battery.



Not every high voltage component is labeled. Always wear appropriate PPE. Always double cut the first responder loop. Do not attempt to open the high voltage (HV) battery.



## 4. Access to the Occupants



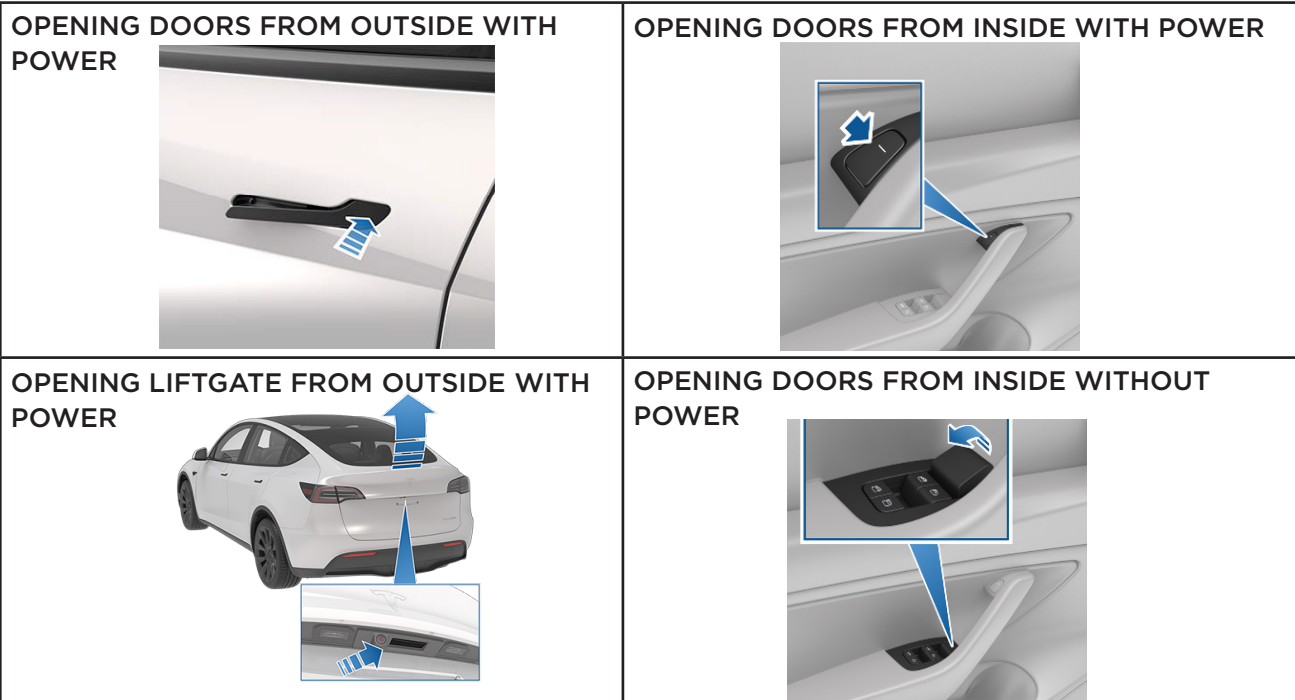
Electrical and mechanical releases may be compromised after a collision.



NOTE: The seats and steering wheel are electrically powered and may not function after a collision.

NOTE: After a collision, the doors and liftgate may not unlock from the outside. Extrication may be required. See the Model Y Emergency Response Guide for more information.

NOTE: The side windows on Model Y are made of tempered glass.




### OPENING THE HOOD WITH POWER

To open the hood with 12V power enabled, touch the associated OPEN button on the touchscreen.

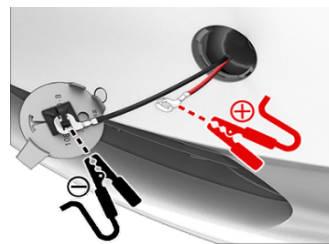
### OPENING THE HOOD USING EXTERNAL 12V POWER SUPPLY

NOTE: The following will not open the front trunk if Model Y is locked and has 12V power.

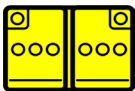



1.



2.



## 5. Stored Energy / Liquids / Gases / Solids

		<p>12V</p>
		<p>400V</p>



The cells in the HV battery are sealed and there is not enough electrolyte to create a pool of liquid. Clear liquid is likely water. The coolant is blue.



## 6. In Case of Fire



**DO NOT SUBMERGE VEHICLE TO EXTINGUISH/COOL BATTERY FIRE**



**USE COPIOUS AMOUNTS OF WATER**



**POSSIBLE BATTERY RE-IGNITION!**

**MONITOR HV BATTERY TEMPERATURE FOR AT LEAST 24 HOURS**

## 7. In Case of Submersion

Treat a submerged Model Y like any other submerged vehicle. Wear appropriate PPE for water rescue. Remove the vehicle from the water and continue with normal high voltage disabling. Vehicles submerged in salt water should be handled with a greater potential risk of an HV battery fire. Tilt the vehicle to back and forth to allow water to drain out and store flat.

## 8. Towing/ Transportation/ Storage

Use a towing truck with flatbed.

**NO** towing with running traction wheels.




**POSSIBLE BATTERY RE-IGNITION!**  
AFTER A FIRE INCIDENT, STORE OUTSIDE AT A SAFE DISTANCE (AT LEAST 50 FT/ 15 M) FROM OTHER VEHICLES AND STRUCTURES!

## 9. Important Additional Information

First Responders and Second Responders with emergencies, call Tesla Roadside Assistance. Refer to <https://www.tesla.com/roadside-assistance> for the applicable hotline number.

First responder information can be found at <https://www.tesla.com/firstresponders>. First responders and training officers who have questions, contact [firstrespondersafety@tesla.com](mailto:firstrespondersafety@tesla.com).

Airbags:



Knee airbags are only installed in North America and South Korea.

## 10. Explanation of Pictograms



In some working environments, the Infrared (IR) device is referred to as a Thermal Imaging Camera (TIC).



TESLA MODEL Y  
From 2020 – present

ID No.

TESLA-202004-001

Version No.

01

Page No.

04/04